

Borders College

Student Destinations 2017/18

1. Introduction

This is the seventh year of the College undertaking a survey of all successful students to ascertain their destination on completing their studies. The College follows the measures and methodology advocated by the Scottish Funding Council (SFC), providing data returns to inform national statistics and benchmarks for student first destinations. These will be used to inform future Outcome Agreements.

The survey provides the College with destination data at individual, programme and college level. The destinations are recorded by institution, course of study and, for those in employment, their employment sector.

National data is not yet available for comparison purposes; the SFC has advised that a report on First Destinations of College Leavers data for Academic Year 2017-18 will be published in September 2019.

2. Methodology

The survey was conducted in the period up to 6 months after students had completed their programmes. SFC supplied the data sets for the individuals to be surveyed and, where data was already held, their current destination. The College also used data collected from graduates at the graduation ceremony to help provide as complete a set of data as possible. This reduced the number of required contacts by telephone.

Question sets, and the coding and recording of survey response were to the agreed national guidelines.

Data was collected by the Curriculum Administrators MIS and Quality teams initially through the short questionnaire at the graduation ceremony and then by telephone contact with those where data was not available from the sources mentioned above.

The target of 80% of successful contacts and recording of destinations was achieved for both HE and FE leavers, with 597 destinations returned out of 682, or 87.5%.

3. Results

3.1 Higher Education Leavers

3.1.1. Higher Education Successful Completers Destinations

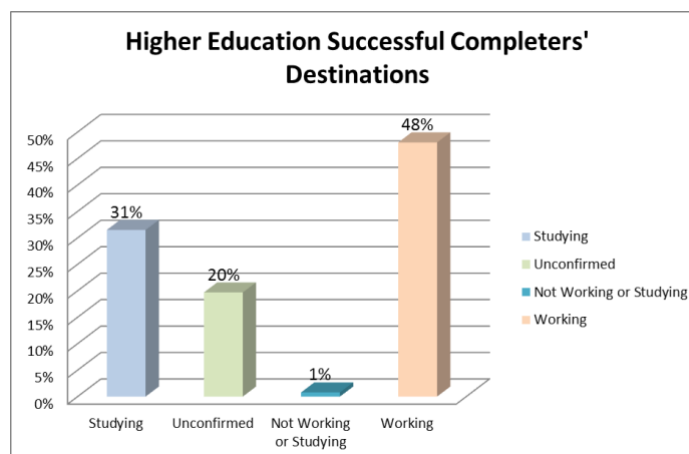


Chart 1 Higher Education Successful Completers' Destinations

Headlines

- Response rate is 80%.
- Employment is the most common destination (48%).
- Unemployment is lower than 2016/17 (1%).

The response rate for HE graduates at 80% is lower than the 93% achieved in 2016/17.

A full table of courses and destinations is available as appendix 1.

Employment is the most common destination for Borders College HE graduates. The proportion in employment is 48% up slightly on 2016-17(44%) but lower than the 2015-16 rate of 51%. Of those in employment 31% of the overall total is in full time employment the same as in 2016-17.

Year	Percentage Employed
2017-18	48%
2016-17	44%
2015-16	51%
2014-15	43%

Table 1 HE Successful Completers' in employment

Further study has reduced slightly to 31% and one HE graduate has indicated they are studying part time.

Unemployment is lower at 1% below the rate of 5% from last year.

HNC Care and Administration students demonstrated a high number (12 out of 17) of students progressing to further study and HNC Childhood Practice students showed a larger proportion (18 out of 24) going onto Employment.

3.1.2. Destinations of Further Study for Higher Education Completers

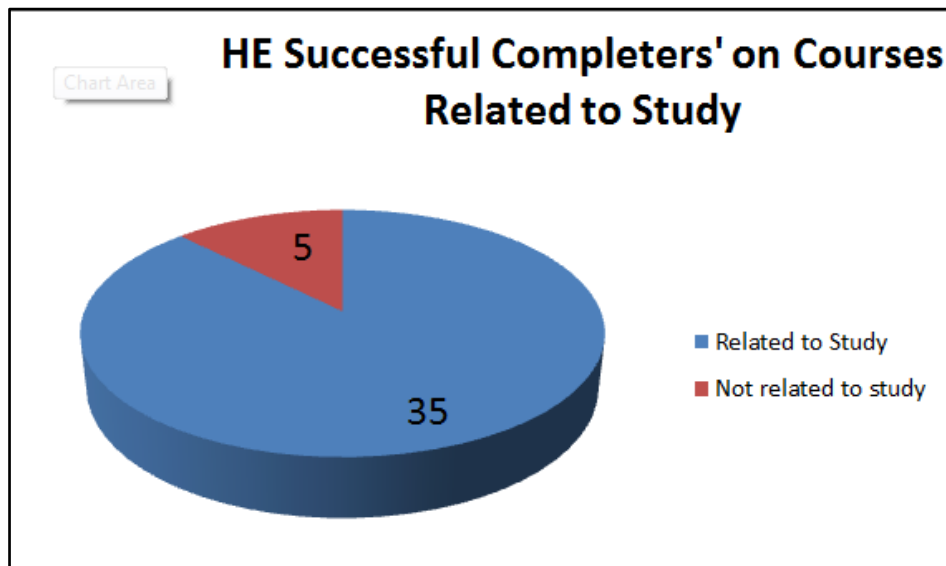


Chart 2 HE Successful Completer's on Courses Related to Study

Headlines

- 87.5% of students moving into further study chose to move to a course relating to their study.
- 83% of students enrolled at a University.
- Of those staying in FE, Borders College was the destination for most (4 out of 7).
- Napier University was the most popular destination for those moving to HE (16).

The full table is available as Appendix 2.

Of the students choosing to study further after completion of an HE programme at Borders College 87.5% (35) chose to move to a course relating to their study demonstrating the value of College courses as a route to Higher Education. Of those that did not, one chose to move to a course on the same level but in a different subject area.

Of the students choosing to study further after completion of an HE programme at Borders College either full time or part time, a high proportion (83%, 33 students) enrolled in university, continuing a positive trend since 2014/15. Of the remaining 17% (7), 4 returned to Borders College, 2 to Edinburgh College and one to City of Glasgow College. One student moved to part time study via the Open University.

More than half of students choosing to study further enrolled in an Edinburgh institution (23) with the majority (16) enrolling in a variety of courses at Edinburgh Napier University.

3.1.3. Categories of Employment of Higher Education Completers

The categories of employment are based on the employer rather than the occupation of the student.

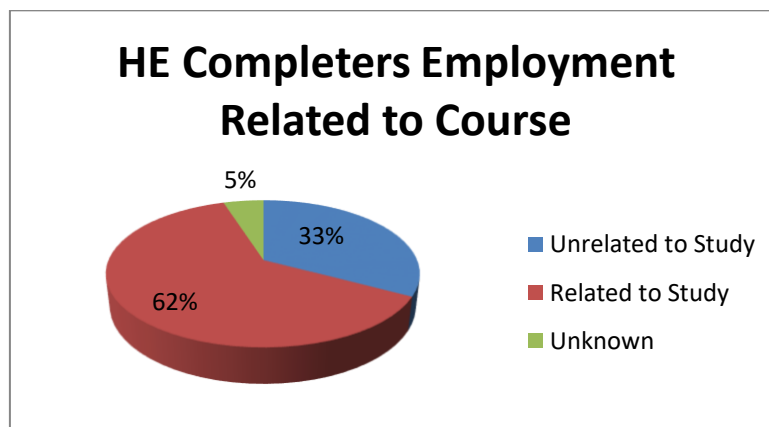


Chart 3 HE Completers Employment Related to Course

Headlines

- 62% of students that moved into employment are with an employer in the sector they studied.
- HNC Childhood Practice have the highest number of students moving to employment although almost half (8) are employed with employers in unrelated industries.
- For all courses bar HNC Fashion Makeup the employment destination is mostly with an employer in a related market sector. The other exception being HND Business although only two students are involved.

The full table is available in Appendix 3

3.2 Further Education Leavers

3.2.1 Further Education Successful Completers' Destinations

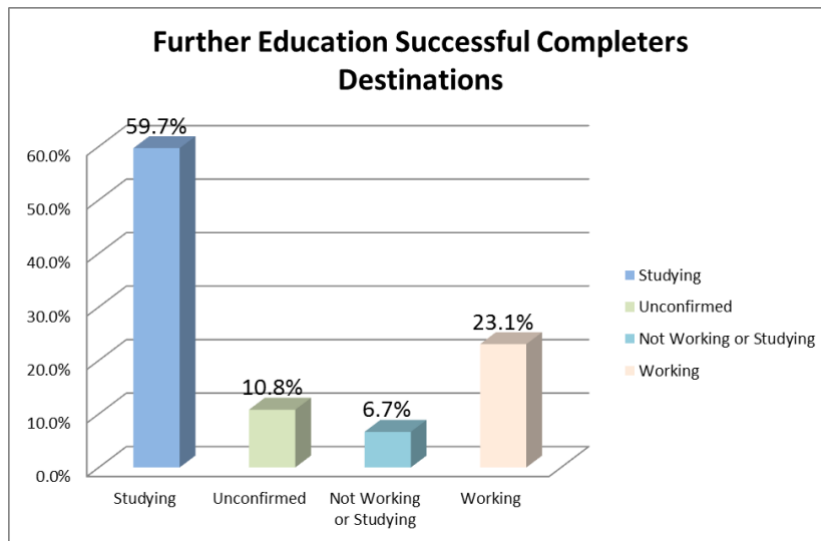


Chart 4 Further Education Successful Completers Destinations

Headlines

- The response rate for FE completers was high at 89.2% but slightly lower than last year's figure of 91.6%.
- 59.7% of FE Completers stated they were further studying lower than last year's 63.7% and less than 2015/16's figure of 62.7%
- At 23.1% the number of FE completers moving into employment increased from the 22% of 2016/17 but less than 27.4% in 2015/16.
- Those not working or studying shows 6.7% of completers in this category although only 2.9% of these are unemployed and looking for employment, down from 3.9% in 2016/17 and 3.6% in 2015/16.

A full table of courses is available in Appendix 4.

3.2.2 Destinations of Further Study for Further Education Completers

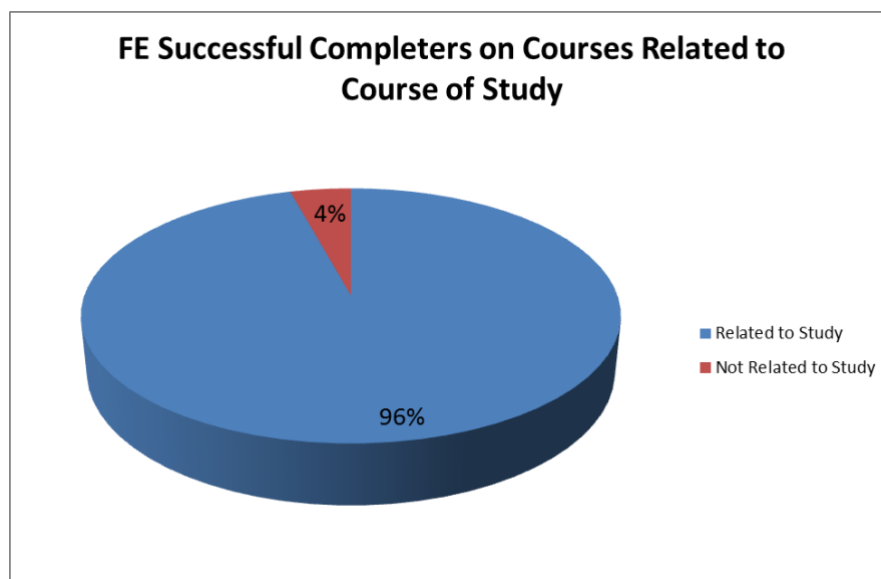


Chart 5 FE Successful Completers on Courses Related to Study

Highlights

- 96% of all learners who moved onto further study went on to study courses related to the course they completed.
- 91.8% of students returning to study did so at Borders College compared with 91.9% in 2016/17, 92.1% in 2015/16.
- 3.3% of students moved onto degree level courses which is down on the 4.2% of 2016-17 and 5.2% in 2015-16.

A complete breakdown of FE Successful Completers moving into Education is available in Appendix 5

3.2.3 Categories of Employment of Further Education Completers

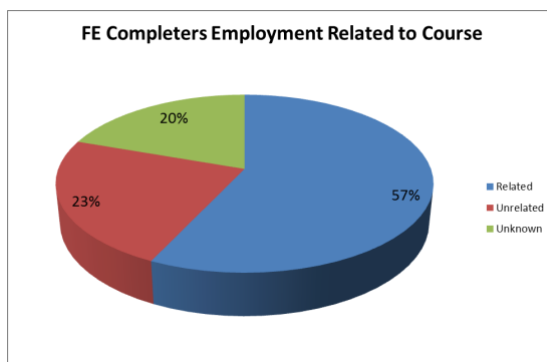


Chart 6 FE Successful Completers in Employment

Highlights

- 57% of those moving into employment did so with an employer in the sector they studied in.
- For 20% of those moving into employment it could not be determined if the employment was related to their course.
- Agriculture, Forestry and Fishing and Human Health; Social Work Activities; Other Service Activities and Wholesale and Retail Trade; Repair of Motor Vehicles and Motorcycles were the most popular destination industry. The main change from 2016/17 being that Accommodation and Food Service was no longer as popular a destination.

Employing Industries	No of students 16/17	No of students 17/18	Percentage of students 17/18
A: Agriculture, forestry and fishing	18	19	17.8%
C: Manufacturing	2	7	6.5%
F: Construction	15	5	4.7%
G: Wholesale and retail trade; repair of motor vehicles and motorcycles	19	16	15.0%
I: Accommodation and food service activities	23	10	9.3%
J: Information and communication		3	2.8%
M: Professional, scientific and technical activities		1	0.9%
N: Administrative and support service activities	6	3	2.8%
O: Public administration and defence; compulsory social security	1	3	2.8%
P: Education	1	1	0.9%
Q: Human health and social work activities	11	19	17.8%
R: Arts, entertainment and recreation	1	2	1.9%
S: Other service activities	19	17	15.9%
Tour Guide		1	0.9%
Grand Total		107	100.0%

4. Conclusions

The trends discussed in this report are predominantly positive with most students moving onto positive destinations. The number of unknown destinations is an issue as they are neither a positive or negative and so comparisons with previous years becomes more difficult. However for HE learners the proportion of learners moving onto courses related to their course is very positive. Overall however the number of HE Leavers moving into further study has decreased by 2% over 2016/17, the number moving into employment has increased by 3% over 2016/17. The number of HE learners moving onto employment with an employer in an industry they studied is also positive. Most FE learners (91.8%) choosing to return to study do so at Borders College. However those choosing to return to study have decreased by 2.9% but like the HE leavers the number of FE leavers choosing to move to employment has increased slightly by 1.1%.

Overall the comparison by positive/ negative destination over 2016/17 is as follows.

Destination	2017/18	2016/17
Positive	82%	85%
Negative	4%	5%
Unconfirmed	12%	8%
Other	2%	2%

Appendix 1 Table showing Higher Education Successful Completer's Destinations

Programme of Study	STUDYING	STUDYING	UNCONFIRMED	UNEMPLOYED	WORKING	WORKING	No of
	FULL-TIME	PART-TIME		AND LOOKING	FULL-		
				FOR WORK	TIME		
HNC ADMINISTRATION AND INFORMATION TECHNOLOGY - FT	3		2		2	5	12
HNC CARE AND ADMINISTRATIVE PRACTICE - FT	12		2		1	2	17
HNC CHILDHOOD PRACTICE - FT	5		1		13	5	24
HNC ELECTRICAL ENGINEERING - FT	3		6	1	5		15
HNC FASHION MAKEUP - FT	2		1		3	3	9
HNC GAMEKEEPING WITH WILDLIFE MANAGEMENT - FT			1		3	1	5
HNC IN HAIRDRESSING - FT			1		3	3	7
HNC INTERACTIVE MEDIA - FT	5		3		1		9
HNC SOCIAL SERVICES - FT	1		3		2	2	8
HND BUSINESS - FT YR1	1						1
HND BUSINESS - FT YR2	2		1		2		5
HND COACHING AND DEVELOPING SPORT - FT2	2	1	3		3		9
HND VISUAL COMMUNICATIONS (GRAPHIC DESIGN) - YR1 FT- UNITS ONLY	1						1
HND VISUAL COMMUNICATIONS (GRAPHIC DESIGN) - YR2 FT	2		1		2		5
(blank)							
Grand Total	39	1	25	1	40	21	127
Percentage	31%	1%	20%	1%	31%	17%	100%

Appendix 2 Destination of Further Study for Higher Education Completers

Destination University	Number of Students moving to University	Course Attended	Destination Course	No of Students	Related to Study	Level Up/Down/ Same
Abertay University	3	HNC Interactive Media	BSC Computer Game App Development	3	Yes	Up
Borders College	4	HNC Administration and Information Technology	HND Business Yr1	3	Yes	Up
		HNC Interactive Media	HNC Computing	1	Yes	Same
City of Glasgow College	1	HNC Fashion Make-Up	HND Make-Up Artistry (YR2)	1	Yes	Up
University of Cumbria	1	HND Sports Coaching & Development of Sport	BA Hons Sports Coaching & Development	1	Yes	Up
Dundee University	4	HNC Childhood Practice	MA Education	3	Yes	Up
		HNC Electrical Engineering	BEng Electronic and Electrical Engineering	1	Yes	Up
Edinburgh College	2	HND Childhood Practice	HND Events Management	1	No	Same
		HNC Fashion Make-Up	HND Travel & Tourism	1	No	Up
Edinburgh Napier University	16	HNC Care and Administrative Practice	Nursing	5	Yes	Up
			BSC Nursing	2	Yes	Up
			Diploma Nursing Conversion – Adult	1	Yes	Up
			Diploma Nursing Conversion - Child	1	Yes	Up
			BSc Midwifery	1	Yes	Up
		HNC Electrical Engineering	Electrical Engineering	2	Yes	Up
		HNC Interactive Multimedia	BSc(Hons) Digital Media and Interaction Design	1	Yes	Up
		HND Business	Business	1	Yes	Up
			Financial Services	1	Yes	Up
HND Visual Communications (Graphic Design)	Graphic Design Hons	1	Yes	Up		
Destination Institution	Number of Students moving to University	Course Attended	Destination Course	No of Students	Related to Study	Level Up/Down/ Same
HE Establishment out with Scotland	1	HNC Childhood Practice	BA(Hons) Childhood & Early Years	1	Yes	Up
Heriot-Watt University	2	HND Visual Communications (Graphic Design) – units only	BA Hons Textiles	1	No	Up
		HND Visual Communications (Graphic Design)	BSc Fashion Technology	1	Yes	Up
Open University	1	HND Coaching and Development of Sport	BSc Science Degree	1	No	Up
Queen Margaret University	3	HND Coaching and Development of Sport	BSc Physical Activities, Health & Wellbeing	1	Yes	Up
		HNC Care and Administrative Practice	BSc Nutrition	1	No	Up
			BSc Nursing	1	Yes	Up
Stirling University	1	HND Business	BACC Accountancy/Finance	1	Yes	Up
The Robert Gordon University	1	HNC Social Sciences	BA Social Work	1	Yes	Up

Appendix 3 Categories of Employer for Higher Education Completers in Employment

Programme of Study	Not Related to Study	Related to Study	Unknown	Totals
HNC ADMINISTRATION AND INFORMATION TECHNOLOGY - FT	2	4	1	7
HNC CARE AND ADMINISTRATIVE PRACTICE - FT		3		3
HNC CHILDHOOD PRACTICE - FT	8	10		18
HNC ELECTRICAL ENGINEERING - FT	1	4		5
HNC FASHION MAKEUP - FT	5	1		6
HNC GAMEKEEPING WITH WILDLIFE MANAGEMENT - FT	1	2	1	4
HNC IN HAIRDRESSING - FT	1	5		6
HNC INTERACTIVE MEDIA - FT		1		1
HNC SOCIAL SERVICES - FT	1	3		4
HND BUSINESS - FT YR2		1	1	2
HND COACHING AND DEVELOPING SPORT - FT2	1	2		3
HND VISUAL COMMUNICATIONS (GRAPHIC DESIGN) - YR2 FT		2		2
Totals	20	38	3	61

Appendix 4 FE Successful Completers Destination by Course

Programme of Study	NOT EMPLOYED BUT NOT LOOKING FOR EMPLOYMENT/STUDY/TRAINING	STUDYING FULL-TIME	TAKING TIME TO TRAVEL	TEMP SICK/UNABLE TO WORK/LOOKING AFTER THE HOME/FAMILY	UNCONFIRMED	UNEMPLOYED AND LOOKING FOR WORK	WORKING FULL-TIME	WORKING PART-TIME	No of Students
ACCESS TO NURSING/HIGHER HEALTH/HIGHER SOCIAL CARE - FT		9			3		4		16
BTEC QCF LEVEL 3 CERTIFICATE AND SUBSIDIARY DIPLOMA IN ANIMAL MANAGEMENT - FT		7			2	2	4		15
BUSINESS MANAGEMENT LEVEL 6 - FT		5			2		2	1	10
C AND G CERTIFICATE IN VEHICLE MAINTENANCE AND REPAIR LEVEL 1 - FT		11					2		13
C AND G DIPLOMA IN VEHICLE MAINTENANCE AND REPAIR LEVEL 2 - FT					2	2	4		8
C AND G LEVEL 1 CERTIFICATE IN CARPENTRY AND JOINERY - FT		2					4	1	7
C AND G LEVEL 1 CERTIFICATE IN PAINTING AND DECORATING - FT					1				1
CARE HIGHER A - FT		9			3		3		15
CARE HIGHER B - FT		11					2	1	14
CONSTRUCTION - INTRODUCTION TO BRICKWORK - FT		1					2		3
CONSTRUCTION - INTRODUCTION TO CARPENTRY AND JOINERY - FT	1	8					2		11
CONSTRUCTION - INTRODUCTION TO PAINTING AND DECORATING - FT		4			1		1		6
CONSTRUCTION - INTRODUCTION TO PLUMBING - FT		4			2	3	3	1	13
DOWNHILL LEVEL 6 IN SPORT DOWNHILL/MOUNTAIN BIKING		5			3		1	1	10
HEALTH CARE - HIGHER - FT	1	6			5		3	1	16
INTRODUCTION ANIMAL CARE		8			1		1	1	11
INTRODUCTION TO ENGINEERING SKILLS - FT - GROUP A		8			5		1		14
NATIONAL 4 CARE A - FT		7		1			1		9
NATIONAL 4 CARE B - FT		11							11
NATIONAL 5 CARE A - FT		5			1				6
NATIONAL 5 CARE B - FT		8					3		11
NC AGRICULTURE - FT - GROUP B					3		5	1	9
NC ANIMAL CARE LEVEL 2 - FT		3			1		1	2	7
NC ANIMAL CARE LEVEL 2 - FT - GRP 2	2	6			1				9
NC ART AND DESIGN - FT- LEVEL 6 - GRP A		8							8
NC ART AND DESIGN - FT- LEVEL 6 - GRP B		7		1					8
NC BUSINESS ADMINISTRATION LEVEL 5 - FT		8							8
NC CHILDCARE AND DEVELOPMENT - FT		13			2				15
NC DIGITAL MEDIA COMPUTING - FT		7			1	1			9
NC ELECTRICAL ENGINEERING (LEVEL 5) - FT		9			3		4		16
NC ELECTRICAL ENGINEERING (LEVEL 6) - FT		6			1		3		10
NC FABRICATION AND WELDING (LEVEL 6) - FT	1						2	1	4
NC GAMEKEEPING - FT		6					11		17
NCFE PREPARATION FOR THE ARMED SERVICES - FT	1	7			1		4		13
NPTC LEVEL 1 AWARD CERTIFICATE AND DIPLOMA IN WORK-BASED AGRICULTURE- FT	1	4		1	1		2		9
NVQ I BEAUTY THERAPY - FT		6			1				7
NVQ I CERTIFICATE IN HOSPITALITY SERVICES - FT - GRP A		6			1	2	1		10
NVQ I HAIRDRESSING - FT - GRP A		10		2		1		1	14
NVQ I HAIRDRESSING - FT - GRP B	1	12		2					15
NVQ II BEAUTY THERAPY - FT				1					1
NVQ II BEAUTY THERAPY - FT - GRP A		10				1	2	1	14
NVQ II BEAUTY THERAPY - FT - GRP B		3			1			1	5
NVQ II DIPLOMA IN PROFESSIONAL COOKERY (PREPARATION AND COOKING) - FT - GRP A		7					1		8
NVQ II HAIRDRESSING - FT - GRP A		5							5
NVQ II HAIRDRESSING - FT - GRP B		8							8
NVQ III BEAUTY THERAPY - FT							3	4	7
NVQ III DIPLOMA IN PROFESSIONAL COOKERY (PREPARATION AND COOKING) - FT - GRP A								2	2
NVQ III HAIRDRESSING - FT - GRP A		3		1		1		1	6
NVQ III HAIRDRESSING - FT - GRP B		2						1	3
PROJECT SEARCH - FT				1		2	1	4	8
RUGBY LEVEL 6 - SPORT - FT1		3							3
RUGBY WITH BUSINESS - FT - SPORT							1		1
SCQF LEVEL 6 SPORT (SPORT AND EXERCISE)		8			3			1	12
SKILLS FOR LEARNING AND WORK - FT2 - GRP 1		6				1		2	9
SKILLS FOR LEARNING AND WORK - FT2 - GRP 2		5		2	1				8
SVQ 1 LANDSCAPING - FT		2			1				3
SVQ HORSE CARE - LEVEL 1 - FT		3						1	4
SVQ HORSE CARE - LEVEL 2 - FT		6							6
SVQ HORSE CARE - LEVEL 3 - FT - GRP A		1					2		3
SVQ HORSE CARE - LEVEL 3 - FT - GRP B								1	1
SVQ HORSE CARE - LEVEL 3 - FT YR2					1				1
SVQ I AMENITY HORTICULTURE - FT		1							1
SVQ II AMENITY HORTICULTURE - FT		2	1		2			1	6
SVQ II LANDSCAPING - FT		1			1		2		4
SVQ III AMENITY HORTICULTURE - FT					1		1	1	3
SVQ III AMENITY HORTICULTURE - FT - YR2					1				1
SVQ III BRICKWORK - CITB BR2 2YR ADULT					1		1		2
SVQ2 AGRICULTURE - FT - GROUP A		7					5		12
Grand Total	8	330	1	12	60	16	95	33	555
Percentage	1.4%	59.5%	0.2%	2.2%	10.8%	2.9%	17.1%	5.9%	100.0%

Appendix 5 FE Successful Completers moving to Education

Destination Institution	No of Students	% of Students	Related to Study	Unrelated to Study
Borders College	303	91.8%	292	11
Edinburgh College	8	2.4%	8	
Aberdeen, University of	3	0.9%	3	
Edinburgh Napier University	3	0.9%	3	
Scotland's Rural College	3	0.9%	3	
City of Glasgow	2	0.6%	2	
University of the Highlands and Islands	2	0.6%		2
Dundee University	1	0.3%	1	
Glasgow Kelvin College	1	0.3%	1	
Perth College	1	0.3%		1
Queen Margaret University	1	0.3%	1	
University of West of Scotland	1	0.3%	1	
West Highland College	1	0.3%	1	